



PARENT HANDBOOK (II) ON LEARNING WITH A PERSONAL LEARNING DEVICE

LEARNING DIFFERENTLY WITH A PERSONAL LEARNING DEVICE

HOW WILL LEARNING BE
DIFFERENT WITH THE
PERSONAL LEARNING
DEVICE?

STARTING IT RIGHT

HOW CAN I HELP
EASE MY CHILD INTO
LEARNING WITH A
PERSONAL LEARNING
DEVICE?

PARTNERING SCHOOLS

HOW CAN I ACTIVELY
PARTNER MY CHILD'S
SCHOOL TO REINFORCE
GOOD DIGITAL HABITS
AT HOME?

SUPPORT YOU MAY NEED

HOW SHOULD I ACCESS
RESOURCES TO SUPPORT
MY CHILD IN THIS
DIGITAL LEARNING
JOURNEY?




How will learning be different with the Personal Learning Device (PLD)?

"... we will ensure that the PLD is an enabler for learning... our curriculum in schools will continue to provide a wide range of learning experiences, including a balanced proportion of technology-enhanced learning activities."

Minister of Education, Lawrence Wong, December 2020

Your child will be using the PLD for both in-class and out-of-class learning. This will prepare them for a technology-driven world.

Watch the video below to find out how your child will be learning differently with the PLD.



The video is also available at:

<https://go.gov.sg/tech-enabled-learning-scenarios-in-schools/>

Click [here](#) to hear what the experience was like for other parents!

The video is also available at: <https://go.gov.sg/parent-voxpath-1>

Device Management Application (DMA): Ensuring that your child learns effectively in a safer digital environment

Your child's Personal Learning Device (PLD) will be installed with a Device Management Application (DMA) to provide a safer digital environment for learning. The DMA will..

- ✓ be funded by MOE
- ✓ provide parents with greater choice for after-school PLD use
- ✓ be uninstalled from the PLD when your child graduates/leaves the school

The DMA supports learning in these 3 ways:

Mobile Device Management


Facilitates the updating and management of the PLDs, protects PLDs from malicious software, and protects students from objectionable internet content



Classroom Management Service

Enables teachers to manage the students' use of the PLD during *lesson time to improve classroom management and support effective teaching and learning.

*Teachers will only monitor students' activities during lessons.



Usage Management

Enables the school and/or parents to better supervise and set helpful limits for students' use of PLDs after school



How can I help my child ease into learning with a Personal Learning Device?

START IT RIGHT!



It is never too late to establish norms and routines for device use. Establish clear expectations about the use of devices, and help your child to develop good digital habits at the onset. Try these strategies:



TALK ABOUT LEARNING ONLINE

Talk with your child about your thoughts and concerns about learning with the PLD, and ask your child how they might want to use it for learning.

You might also want to ask your child to share with you some tips they have learnt in school about keeping safe online and have a conversation about that!



SET EXPECTATIONS AND ROUTINES TOGETHER

It is important to set common expectations from the onset. Establish common routines as a family to ensure a healthy balance of online and offline activities, e.g. no use of devices during mealtimes, stop using devices at least 1h before bedtime.



PROVIDE A LEARNING SPACE FOR YOUR CHILD

Provide a quiet and conducive environment for your child to use their PLD.

Discourage your child from eating or drinking in their learning space to minimise the possibility of spillage of food and water on the PLD.



How can I actively partner my child's school to reinforce good digital habits at home?

Our children do best when schools and parents work hand in hand to support them. Your child will be learning digital literacy skills that will help them to learn effectively with technology, and parents can support this by reinforcing good practices and habits at home.



School

Your child will receive personalised feedback for their learning tasks that can be accessed online.



Urge your child to look at the feedback for their assignments and work on areas for improvement.



Encourage them to re-attempt questions or clarify the feedback given with the teacher. Advise your child to access the SLS User Guide to find out how to post questions to their teachers.



Home

*The Singapore Student Learning Space (SLS) is accessible by all teachers and students in the national school system. Your child will be accessing some of their learning resources on this platform.



School

Your child will be able to annotate and take notes on their device during lessons.



Encourage your child to take notes using text, image, audio and videos. This will help your child to better understand and remember concepts.



Remind your child that they can exchange their notes with their peers to learn from each other. Direct your child to this webpage to learn more.



Home





School

Your child will be given opportunities to extend their learning based on their interests and needs by accessing information online, particularly on home-based learning days.



Home

- ✓ Does your child wish to develop a hobby such as playing an instrument, sketching or playing a certain sport? Encourage your child to explore online resources, and have a conversation with your child about their progress.
- ✓ Encourage your child to share their learning with their peers. They can share their tips or difficulties encountered in the SLS discussion forum to help others learn, and to seek help.



School

Your child will be taught different ways to show what they have learnt using their PLD. This may include presentation slides, infographics, audio, or videos clips.



Home

- ✓ Encourage your child to explore using digital tools for personal projects, such as creating videos or photo collages to commemorate a family outing.
- ✓ Remind your child to be respectful of copyright should they post the digital products online. Direct your child to explore this SLS lesson for some tips.



From a Teenager's Point of View: Trust & Privacy

Privacy is important to many teenagers. Respect your child's privacy and balance this with the need to keep in touch with what they are doing online. A good way to do this is to have regular conversations about what they do online, risks they may encounter, and who they can approach for advice.

TRUST MATTERS



Balance the need to respect your child's privacy while helping them to develop their ability to use their device responsibly.




- **Explain** to your child why there is a need for you to help them to monitor their device use
- **Agree** with your child on the conditions they need to meet before you can stop closely monitoring their device use. e.g. when they stick to agreed time limits without being reminded
- **When your child is ready**, you can monitor their device use less often. Have regular chats with your child to find out how they are spending time on their device. e.g. about their screen time, and how they are spending their time online

TALK WITH YOUR CHILD

Converse with your child about real-life issues to help them to recognise, and identify with the opportunities and risks of digital use.



- I heard about... (a new app or game) Do you use it? What does it do?
- (Share article or video about a recent social media craze) Have you seen or tried this? Why is it so popular?
- (Share your screen time on the device) Look at this! I didn't know that I spent so much time on this app. Which app do you use most?



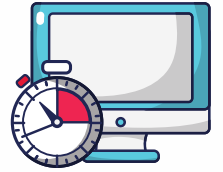
Click [here](#) to hear more strategies from parents like you!

The video is also available at: <https://go.gov.sg/parent-voxpath-2>

Frequently Asked Questions

Is there a recommended limit to my child's screen time?

While there is no one-size-fits-all approach to the right amount of screen time for your teenager, you can help your child to balance online and offline activities, e.g. by introducing board games or regular exercise done as a family. Schools will ensure that the use of PLDs is balanced with other kinds of learning, e.g., through textbooks or hands-on activities.



How is the school teaching my child to manage possible cyber risks?



As part of Cyber Wellness education in school, your child will learn how to take responsibility for their online well-being, and be positive role models for others in creating safe and kind online communities.

The Cyber Wellness curriculum will also equip your child with the skills to recognise risks in the digital space, identify and discern negative influences and inappropriate websites, and manage excessive use of social media.

Where can my child read up on Cyber Wellness and Digital skills?

Your child can refer to the 'Student Kit for Cyber Wellness and Learning with a Personal Learning Device', which has relevant resources to help them develop these skills. They can also access the Digital Literacy self-paced lessons found in SLS under the MOE Library.



Here are some useful resources to help your child make use of the PLD safely and effectively.



Item	Contacts / Resources
Student Kit for Cyber Wellness and Learning with a PLD	go.gov.sg/cwstudentkit
SLS User Guide	go.gov.sg/slsstudentguide
SLS Login Troubleshooting Page	go.gov.sg/slsloginhelp
SLS Helpdesk	6702 6513 or helpdesk@sls.infinity.com Monday- Friday: 4:00pm- 9:00pm (School Days), 9:00am- 9:00pm (School Holidays) Saturdays: 9:00am-3:00pm
SLS School-based Helpline	go.gov.sg/schoolhelpline During working hours only
MOE Cyber Wellness Programme	https://www.moe.gov.sg/education-in-sg/our-programmes/cyber-wellness
Media Literacy Council	https://www.betterinternet.sg
On Verifying Online Information:	https://sure.nlb.gov.sg/
	https://go.gov.sg/factually